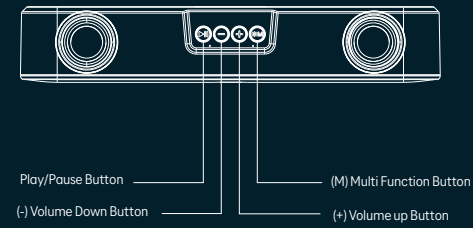


HOW TO USE

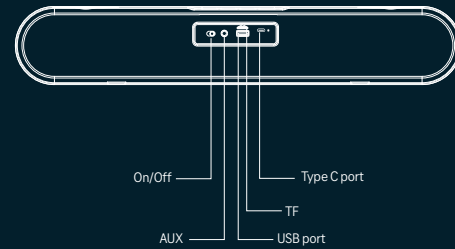
Power On/Off	Slide the button right to ON or left to OFF
Music play/pause	Short press the ▶ button once
Answer/end call	Short press the ▶ button once
Reject call	Long press the ▶ button
Next song	Short press the "+" button once
Previous song	Short press the "-" button once
Volume up	Long press the "+" button once
Volume down	Long press the "-" button once
Mode change key	Short press the "M" button to switch through BT/USB/TF
Power saving mode	Long press the "M" button to turn off the RGB lights
TWS function	Long press the ▶ button (BT mode)
Led Light	Long press the "M" Mode button 3 sec to change to new style

Note: The product can also work while it is being charged.

INTEGRATED CONTROL PANEL



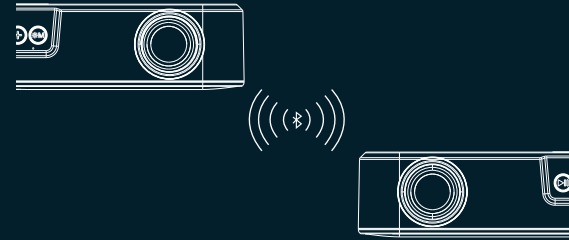
MULTIPLE CONNECTIVITY



TWS FUNCTION

Connect 2 GoSurround 220 at the same time to level up your party game. Make sure that both your soundbars are in proximity add in Bluetooth mode. Long press the Play button on the main soundbar till you hear the beep sound.

Then your 2 soundbars are connected in TWS mode.



TROUBLE SHOOTING

- Some terminal music players do not have an automatic switching play function, which may result in a 'pop' noise between songs.
- If you are unable to connect wirelessly to your mobile device, try removing the Speaker from your mobile device's list of saved devices.

- A weak connection between the mobile device and the speaker can affect the sound performance. To improve the connection, move the mobile device closer to the speaker or remove any obstacles between the two devices.
- Low battery power can also affect the speaker's sound performance. Please ensure that the speaker is fully charged to resolve this issue.

SAFETY INSTRUCTIONS

- Read these instructions before using the product.
- Read all warnings carefully.
- Follow all instructions carefully.
- Do not use this apparatus near water.
- Clean only with dry cloth.

GO
VO

GoSurround 220

Bluetooth Soundbar



User Manual

Get ready for MORE, for a LIFE of WOW with your all new GoSurround 220. We strongly recommend you go through this manual completely before beginning to use the product as it contains important technical information to ensure you have a seamless audio experience. It can also be referred to in times of difficulty.

PACKAGE CONTENTS

- 1 x GoSurround 220
- 1 x Type C charging cable
- 1 x Aux cable
- 1 x User manual
- 1 x Warranty card

SPECIFICATIONS

Model	GoSurround 220
Drivers size	2 x 52 mm
Frequency Range	100Hz~20kHz
Product Sensitivity	80dB
Battery Capacity	2,000 mAh
Total Playtime	14 hours
Charging Port	Type C
Input Voltage	5VDC, 1A
Product Dimensions	375 x 80 x 65 mm
Transmission Dist.	10m
Charging time	3-4 hours
Bluetooth	V5.3

